

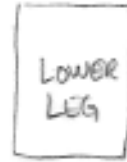

CUTTING PLAN



45" SQUARE



45" SQUARE



HEIGHT = BELOW KNEE TO ANKLE

WIDTH = CALF CIRCUMFERENCE

PLUS ONE INCH EASE

⊛ ADD SEAM ALLOWANCE!

SEWING PLAN



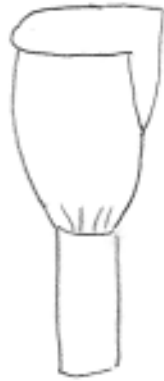
① SEW CALF PIECES INTO TUBES

②



GATHER UPPER LEG PIECES
TO TOP OF TUBES

③ SEW UPPER LEG TOGETHER
HALFWAY UP



④ SEW LEGS TOGETHER AT REMAINING CROTCH SEAM



⑤ TURN WAIST TO MAKE CASING & THREAD IN DRAWSTRING

